

EISX8M Series

CTRLink®

Industrial Ethernet 10/100 Mbps Compact Managed Switching Hubs

Installation Guide

EISX8M extended-temperature managed switches provide capabilities beyond both Plug and Play (PnP) and configurable switches. Besides conventional PnP features (auto-negotiation, 10/100 Mbps data rate, half- or full-duplex operation, flow control), the EISX8M adds advanced features such as RapidRing™, VLAN, Trunking, Quality of Service (QoS), Port Mirroring, Simple Network Management Protocol (SNMP), and a programmable fault relay.

Each switch provides preamble regeneration with symmetry and amplitude compensation — retiming signals to eliminate jitter. Digital pre-emphasis compensates for inherent signal strength roll-off. Link integrity is monitored, verifying that a working adapter or hub is on the distant end of a segment.

Configuration can be done in two ways: a) via a web browser from a PC set to communicate on the same LAN as the EISX default IP address of 192.168.92.68, or b) via a console port connected to a Windows-based terminal emulation program (for console settings, see page 3).

All ports support PAUSE flow control for full-duplex links and backpressure for half-duplex. All RJ-45 ports feature Auto-MDIX for ease of cabling.

The switches are powered from wide-range, low-voltage AC or DC sources and redundant power connections are provided for backup considerations. They come with the hardware for either DIN-rail or panel mounting. The front panels feature a power LED, a management status LED and bi-colour LEDs for the link status, activity, and data rate of each port.

Designed for Industrial Ethernet applications, each switch complies with EMC immunity and emissions compatibility standards for industrial environments.

CONTEMPORARY CONTROLS®



Specifications

Electrical

INPUT

	DC	AC
Voltage:	10–36 V	8–24 V
Power		
Non-fibre Units:	6 W	6 VA
Fibre Units:	10 W	10 VA
Frequency:	N/A	47–63 Hz

Environmental

Operating Temperature:	–40°C to +75°C
Storage Temperature:	–40°C to +85°C
Humidity, non-cond.:	10% to 95%
Protection:	IP 30

DIN-rail Mounting

TS-35

Shipping Weight

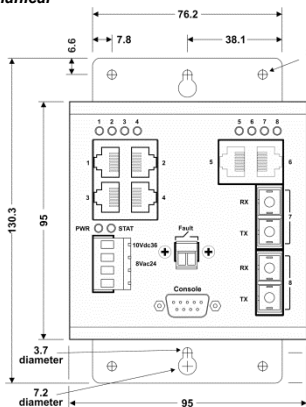
1 lb (0.45 kg)

Regulatory Compliance

CE Mark; EN55022; EN55024
 CFR 47 Part 15, Class A
 UL508 — Industrial Control Equipment

For use in Class 2 circuits

Mechanical



Optional Panel Mounting Bracket (depicted above) is included.

Functional

Compliance: ANSI/IEEE 802.3

Copper

Data Rates: 10/100 Mbps
 Signalling: 10BASE-T
 100BASE-TX
 Connectors: RJ-45 (shielded)
 Segment 100 m
 Length (max):

* multimode, full-duplex
 ** single mode, full-duplex

Fibre

100 Mbps
 100BASE-FX

SC or ST
 2 km*
 15 km**

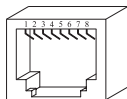
LED Indicators

Power	green
Status	green
Port Activity	flashing
Port Data Rate/Link	green (100 Mbps) yellow (10 Mbps)

RJ-45 Connector Pin Assignments

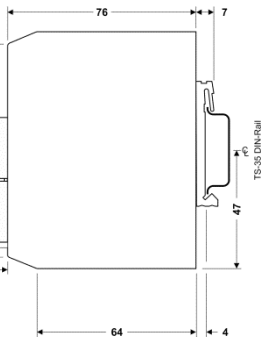
Pin	Function
1	TD+
2	TD–
3	RD+
6	RD–

(All other pins are unused.)



All dimensions are in mm.

*Allow 150 mm fibre bend radius.

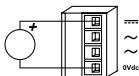


Standard DIN-Rail Mounting Bracket (depicted above) is pre-attached.

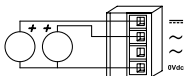
Power Options

The EISX8M can be powered in various ways as illustrated below :

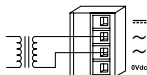
DC POWERED



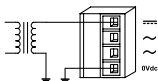
REDUNDANT DC POWERED



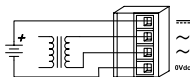
AC POWERED



AC POWERED WITH GROUNDED SECONDARY



AC POWERED WITH BATTERY BACKUP



Power Considerations

Voltage in the range of 10–36 VDC or 8–24 VAC must deliver current commensurate with power consumption. Power conductors can be stranded (16–18 AWG) or solid (16–22 AWG). Zero volts and the chassis are isolated from each other. Input connections are reverse-polarity protected. Primary power backup for a substitute DC supply or backup battery is possible by way of built-in redundant diode-isolated inputs, but separate provisions are required for charging any backup battery.

LED Indicators

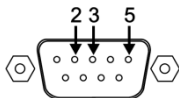
To aid troubleshooting, each port LED glows solid if a link exists, flashes to show activity and shows data rate by colour: green for 100 Mbps and yellow for 10 Mbps. A power LED is provided. A status LED glows green by default and its operation is detailed in the Software Manual (enclosed CD).

Fault Relay

This relay is disabled by default. Its operation is detailed in the Software Manual. Its contact is normally closed and rated at 500 mA, 24 V (max).

Console Port

The Console Port uses the standard RS-232 protocol for configuring the switch. For proper communication :



- 2 Receive Data
- 3 Transmit Data
- 5 Signal Ground

Set the Baud rate to 9600.

Set the Data bits to 8.

Set the Parity to None.

Set the Stop bits to 1.

Set the Flow control to None.

Need more help installing this product?

More information can be found at our website at www.ccontrols.com. If contacting our office, ask for Technical Support.

Warranty

Contemporary Controls (CC) warrants this product to the original purchaser for two years from the shipping date. If it fails to operate in compliance with its specification during this period, CC will, at its option, repair or replace the product at no charge. Product returned to CC for repair is warranted for one year from the date that the repaired product is shipped back to the purchaser or for the remainder of the original warranty period, whichever is longer. The customer is responsible for shipping product; CC assumes no responsibility for product until received. This limited warranty covers products only as delivered. User modification may void the warranty. Damage from abuse, accident, disaster, misuse, or incorrect installation are not covered. This warranty in no way warrants suitability of the product for any specific application. More warranty information can be found at www.ccontrols.com.

Warning: This is a Class A product. In a domestic environment this product may cause radio interference in which case the user may be required to take adequate measures.

Returning Products for Repair

Return the product to the location where it was purchased by following the instructions at the URL below:

www.ccontrols.com/rma.htm

Declaration of Conformity

Additional compliance documentation can be found on our website.

